

CONSTRUCTION LOADALL



A Product of Hard Work





**The Loadall performs like no other
It's what you expect from the world number one**




WORLD-LEADING PERFORMANCE, STRENGTH AND VERSATILITY

In 1977, JCB pioneered the telescopic handler concept. Since then customers have chosen JCB more than any other brand. They trust our machines to deliver at every level, giving them the highest, world-leading levels of performance and productivity. They also know that, with competitive lifelong costs and excellent residual values, the Loadall is an intelligent investment.

Today's Loadall range is the widest in the world. Over 20 tried and trusted performers, from compact models for accessing restricted sites, up to a maximum of 4.1 tonnes capacity, 17m lift height, plus a huge range of attachments to widen potential earning power. All models are supremely versatile, reliable and productive, well deserving their position as the world's leading telescopic handlers.

An incredibly versatile machine concept

**Made more productive by JCB
dedication and innovation**



The Loadall story is one of a versatile concept made even more flexible by JCB's commitment to providing innovative machines that enable you to work more efficiently and profitably. It's why we're the world number one.

This commitment has led to us developing a comprehensive range of attachments, designed to work in harmony with your Loadall. There's an effective solution for virtually any task, and with JCB Q-fit, changing between attachments is rapid, allowing you to achieve even more during the working day.

From the compact 2-tonne capacity, 4m-lift machine to a maximum of 4 tonnes and 17m, all JCB Loadalls, including our two newest HiViz machines, are built to offer exceptional manoeuvrability and visibility. Manoeuvrability is enhanced by the narrow chassis, good steering lock and 3 steer modes; visibility and site safety by the low boom pivots and angled roof protection bars. All of this widens the Loadall's potential to work around even the most restricted sites.

But productivity isn't just about world-leading versatility, and these machines have an enviable technical spec that sets a tough standard. For example, most models feature the JCB Dieselmix engine which provides high power and plenty of torque at low engine speed. A transmission disconnect button to instantly divert engine power, married to multiple gear pumps, results in fast hydraulic cycle times. And parallel lift helps to retain the load while a long wheelbase makes for a more stable machine when travelling.





Luxurious comfort, precision control

The Loadall ensures day-long operator productivity



One of the largest cabs in the industry, boasting best-in-class comfort, ergonomics and styling. The Loadall cab wouldn't be out of place in the world of performance motoring. But why go to all this effort for working equipment?

This is not about making things look pretty and adding unnecessary luxuries. It's about investing in the operator's comfort to make real, measurable improvements in day-long productivity.

So everything is built around the operator, from the fully adjustable suspension seat and steering column, mobile phone holder and intelligently placed air vents, to useful options like air conditioning, a storage area and cup holder.

Once the operator is seated comfortably, it's all about control. So the dials and switches are ergonomically positioned on the front console, and they're intelligently grouped for instinctive use. The hydraulic, transmission and stabiliser controls are laid out to ensure quick, safe and precise operation. And the load moment indicator, providing progressive read out of forward stability, is at eye level for no-effort checks and maximum safety.

These seemingly small points all add up to provide that world-leading performance of man and machine that your business depends upon. It's a level of attention to detail you only get from the world leader.





**Versatility, reliability, maximum
uptime, excellent residuals**

**It's well worth investing in the
world's number one brand**



Successful business people know that it's not just purchase price that counts, but lifelong costs balanced against earning power. The Loadall's combination of reliability, excellent utilisation levels, long service intervals and high residual value make it one of the smartest plant investments in construction.

Let's start with utilisation. We have already talked about how versatile the Loadall is – with its wide range of attachments, you can quite simply do more with a Loadall, and that means more productivity. Then there's incredible reliability for optimum uptime – these machines are available when you need them to be. Finally, if you're a plant hire business you'll want to invest in the strongest brand – hire customers believe JCB to be the best, making our machines a sound investment.

When it comes down to the bottom line, JCB Loadalls are designed to cost less in the long term. So you'll find that long service intervals, added to inherent reliability and durability, mean lower maintenance bills. We also offer flexible finance, insurance, extended warranty and service packages to help you with business planning.*

Finally, let's not forget that JCB is the world's leading brand of telescopic handler. That brings with it a value which can't be matched. Married to leading technological innovations, quality exuding from every nut and bolt, and luxury styling, it's easy to see why JCB Loadalls hold their value like no other.

* Regional variations apply





Reliable and durable down to the last nut and bolt

Our reputation for quality
is fully justified

At JCB we take pride in what we do. And pride means investing in quality at every stage, from design and manufacture, to purchasing, assembly and beyond the sale with our legendary support.

This focus on quality is a major driver behind our vertical integration strategy: the Loadall engine, transmission, axles, hydraulic rams and cab are all designed to work perfectly together so there's no compromise in performance at any stage. On most models the engine, as well as the other components, is also manufactured by JCB. In 2006, this Dieselmix engine powered the world's fastest diesel car to a record-breaking 350mph. Today it helps JCB machines to provide high torque at low revs: quality engineering indeed.


Quality continues in our meticulous eye for detail which leaves no part of the machine free from constant innovation and improvement. For example: there's a one-piece fully welded chassis for maximum strength, minimum weight; hoses routed through the boom and folding lights protect against site damage; and the U-shaped boom with integrated boom nose and one-piece closing plate, with fewer joints and stress points, plus up to 1m boom overlaps, gives incredible strength for the toughest tasks.*

We will go to any lengths to ensure ever-higher levels of durability and reliability, providing our customers with the best possible investment. So we never take quality for granted: components like Loadall transmissions are tested over thousands of cycles. And all of our manufacturing processes are backed by ISO 9001:2008, your guarantee of consistent quality.

* Model dependent



Integrated nose and one-piece closing plate



U-shaped boom profile



Hoses are routed through the boom





Excellent serviceability, excellent security

**These machines are always ready
and waiting to go to work**



You buy a performance car and it spends most of the time with the mechanics. That's a disappointment. You buy a telescopic handler and it lets you down. That's a disaster for your business. Livelihoods depend upon our machines always being ready to work and that's a responsibility we take seriously.

Along with quality and durability, another key factor in maximising machine uptime is easy serviceability. With a Loadall, all checks are quick, simple and safe to carry out from ground level. The one-piece bonnet is on a gas strut for ease and safety; the radiator chaff guard and reversing fan keeps out debris; the fold-out cooling package is easy to clean, as is the flat floor with drainage channels; and most service intervals, including boom lubrication, are at 500 hours.

So you have a machine in A1, tip-top condition. Now you need to make sure it stays your machine, with additional security features to put off would-be thieves and vandals. For example, all Loadalls windows are etched with serial numbers to aid recovery, and a battery isolator immobilises the machine making it impossible for anyone else to restart.





Exceptional manoeuvrability ensures easy operation on all sites

Narrow chassis, good steering and axle lock, reduced rear overhang all improve manoeuvrability.

A choice of 3 steer modes: two-wheel steer, four-wheel steer and crab.

Optional patented auto-steer mode allows simple changes between the 3 steer modes with no need to align the wheels visually.

Sway system on some models levels the machine on uneven ground.

Incredible power and stable, effective performance as standard

JCB Dieselmax engine on most models provides high power and plenty of torque at a low engine speed.

Multiple gear pumps result in fast cycle times.

Transmission disconnect button diverts engine power for fast hydraulic cycles.

Forks are automatically raised parallel to retain the load.

Long wheelbase and low centre of gravity aid stability when working and roading.

Stabilised models offer optional stabiliser downlights on the dashboard to indicate when stabilisers have taken the machine weight.

Effortless, precision control results in maximum productivity

Ergonomically positioned controls reduce operator fatigue.

Intelligent grouping of dials and switches makes operation easier.

Optional loader or placing pattern controls tailor the machine to the job.

Load hold check valves are fitted to lift, tilt and extension rams for safety in the event of a hose problem.

Eye-level load moment indicator gives a progressive read out of forward stability.

Robust, reliable, durable design for daylong working

Finite element analysis eliminates high-stress components for a long-life structure.

One-piece fully welded chassis equals maximum strength and minimum weight.

U-shaped boom pressing and fully welded closing plate add strength and reliability.

Centrally mounted lift rams avoid offset stress.

Electrophoretically dipping the cab prior to painting gives long-term corrosion protection.

Folding lights prevent site damage.

Ground-level servicing and 500-hour service intervals.

Best-in-class cab comfort and styling extends the working day

One of the largest cabs in the industry.

Carefully placed vents give excellent air flow, ventilation and demisting (air-conditioning is an option).

Comfort is assured with a fully adjustable suspension seat and steering column.

Extra comforts include a storage area, mobile phone holder and cup holder.

Excellent all-round visibility enhances safety

Hoses are routed inside the boom for improved visibility (and damage protection).

Angled roof bars give optimum upwards visibility.

Large cab and roof windows provide a clear view.



Exceptionally versatile

JCB attachments help
you get even more from
your machine

When every part of your machine works in harmony, the result is superlative performance.

JCB attachments are all designed and manufactured to be perfectly matched to your machine. We use only top quality components combined with engineering expertise and exhaustive testing to ensure quality, reliability and durability.

The range of attachments is designed to answer specific tasks around any site, from the Trussmaster, crane hook and shovels, to sweeper collector, man platform and tipping skip – all can be speedily interchanged using the optional hydraulic quick couplers. We offer real solutions to specific customer needs, maximising the versatility and profitability of your JCB Loadall.





SIDESHIFT FORKS

Speeds up operations by minimising machine re-positioning
Independent fork positioning from within cab
Particularly effective for precision placing of the load
Fork spacing locked by sideshift ram
Available for 535-125, 535-140, 540-140, 540-170
(only with clear view carriage)



TIPPING SKIP

Strong lightweight design
Ideal for building site and factory applications
Fork mounted for fitment to a number of machines
Fork entry from rear or sides for greater manoeuvrability
Fork and skip lock safety mechanisms



CRANE HOOK

Ideal attachment for safe lifting
Fork mounted for fitment
4-tonne lift capacities available
Secure system for locking to forks
Lifting test certificate included



TRUSSMASTER

The safe alternative to manual handling
In placement mode the manual option has four fixed setting points, hydraulic option offers "inching" control
The travel mode incorporates a steadying yoke for greater site safety
Both units are quickhitch compatible for safer rapid changeover of attachments



6-IN-1 SHOVEL

Gives even greater versatility to your JCB Loadall
In forward operation, digging, loading, grabbing and dozer blade options
In reverse mode, grading or spreading options
Replaceable wear parts prolong the life cycle
Quickhitch compatible for rapid attachment changeover
Available for 531-70 and 541-70



SWEeper COLLECTOR

Heavy-duty one piece canopy for maximum durability
Class-leading visibility
Floating mounting frame for increased sweeper output
Combination steel and polypropylene brush
Quickhitch or fork mounted fitment



GENERAL PURPOSE SHOVEL

JCB-designed for maximum performance and durability
Drilled to accept toeplate or teeth
Quickhitch compatible
Uses JCB Loadalls' excellent shovel capability



MAN PLATFORM

Available factory fitted for 540-140 and 540-170
Full radio remote control of boom functions as standard
Maximum personnel working heights of 15.11m to 18.12m with 300kg payload
Platform widths up to 4 metres
Optional 180° slewing for maximum flexibility

515-40

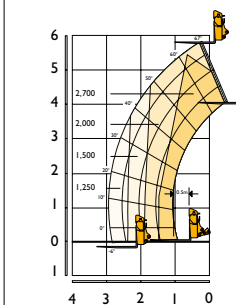
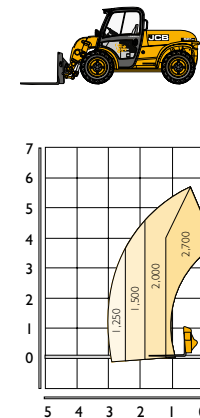
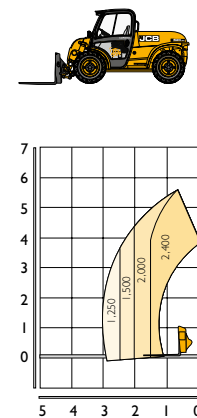
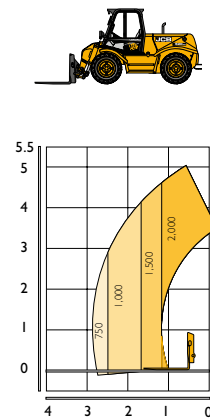
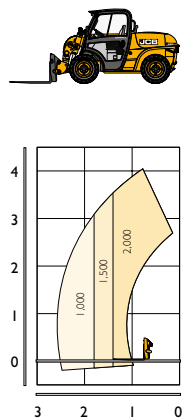
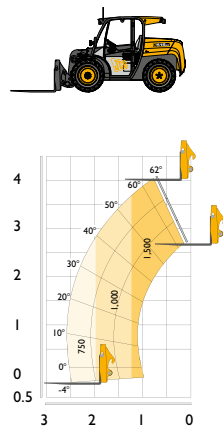
520-40

520-50



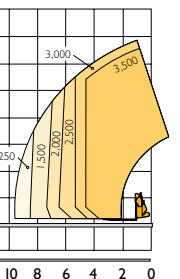
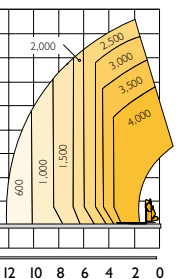
524-50

527-55

527-58



Maximum lift height	mm	4000	4035	5000	5300	5600	5800
Maximum lift capacity	kg	1500	2000	2000	2400	2700	2700
Maximum forward reach	mm	2535	2590	2820	2900	3300	3000
Lift capacity at full reach	kg	750	1000	750	1250	1250	1250
Overall height	mm	1800	1970	2120	2100	2100	2000
Overall width over tyres	mm	1560	1560	1840	2000	2000	2040
Overall length to front carriage	mm	3230	3380	3590	3900	4000	4420
Turn radius over tyres	mm	2800	3050	3100	3000	3000	3150
Total weight (unladen)	kg	3421	4400	4870	5500	5650	5500
Tyres		255-10.0/75-15.3	12x16.5 10ply	10.5x8 10PR	12.5/80x18	12.5/80x18	308/75xR50
Engine (gross)	hp (kW)	51 (37.5)	50 (37.5)	83 (61.5)	85 (63)	85 (63)	85 (63)
Engine (optional)	hp (kW)	-	-	-	-	-	100 (74.2)

531-70	541-70	535-95	533-105	535-125 HiViz	535-140 HiViz	540-140	540-170
  <p>chassis leveling (sway)</p>	  <p>stabilisers extended</p>	  <p>stabilisers extended</p>	  <p>stabilisers extended</p>	  <p>stabilisers extended</p>	  <p>stabilisers extended</p>	  <p>stabilisers extended</p>	  <p>stabilisers extended</p>
7000	7000	9500	10220	12300	13800	13800	16700
3100	4100	3500	3300	3500	3500	4000	4000
3700	3700	6520	6830	8100	9700	9250	12500
1250	1500	500	1000	1150	1250	1250	600
2490	2490	2490	2490	2590	2590	2590	2690
2230	2230	2290	2290	2350	2350	2350	2440
4990	4990	4990	5380	5800	6230	6250	6360
3700	3700	3700	3700	3750	3750	4100	4100
7060	7850	8215	8850	9720	10880	11090	12060
15.5/80-24	15.5/80-24	15.5/80-24	15.5/80-24	15.5/80-24	15.5/80-24	15.5/80-24	15.5/80-24
85 (63)	100 (74.2)	85 (63)	85 (63)	85 (63)	85 (63)	85 (63)	100 (74.2)
100 (74.2)	—	100 (74.2)	100 (74.2)	100 (74.2)	100 (74.2)	100 / 130 (74.2 / 97)	114 (85) / 130 (97)

Your machine – working efficiently, secure and in good health

JCB LiveLink and Guardian are
the key to all three



As part of our dedication to looking at new, innovative ways to help you get the most out of your machine, our latest development is JCB LiveLink: an advanced machine monitoring system that enables you to better protect your investment and accurately monitor and improve machine performance.

JCB LiveLink is a software system that enables JCB owners to monitor and manage their machines remotely. All you need is a PC connected to the internet. The LiveLink computer is built into the machine where it collects information from a number of sensors. This information is sent, using mobile communications technology, to JCB's secure data centre. Machine management information is then displayed to users via the LiveLink website, by email or via mobile phone.

By providing you with information on the usage and productivity of your fleet, JCB LiveLink enables you to keep track of each machine's efficiency, ensuring that you get the best value for money possible.

By providing information on the location, movement and activity of machines, the system can also assist in ensuring machines are operated at the correct times and helps to protect them from theft. And, JCB LiveLink helps machine owners to confirm that their machines are well maintained and in good health without having to travel around work sites inspecting machines.

In response to increasing concerns regarding machine security, we now also offer JCB Guardian as an option on every new JCB machine. JCB Guardian is a package of theft protection and monitoring systems that includes LiveLink telemetry along with *CESAR identification, immobiliser technology and a host of optional locks and guards. It's your peace of mind solution that can also result in considerable insurance premium savings.

**Territory specific*



JCB Assetcare

Flexible aftercare solutions

JCB Assetcare is a range of flexible service options designed to ensure you get the very highest standards of machine servicing, no matter what your budget. It guarantees you the optimum level of aftersales support, with highly skilled, factory-trained engineers using genuine JCB parts and lubricants to maintain maximum machine performance. This allows your machine to be covered to maximise uptime and profitability throughout its operating life.

*“For complete peace of mind
and cost predictability
choose JCB Assetcare.”*

JCB Assetcare offers you the following options, which can be tailor-made to meet your specific requirements including excellence as standard:

For complete peace of mind and total budget predictability, your JCB dealer can offer a **Full Repair and Maintenance package**, with a fixed monthly sum covering all regular maintenance and necessary repairs including **Flexicare** for excavators and wheeled loading shovels, to give a pay by the hour alternative.

A **JCB Service Agreement** allows you to plan and manage your maintenance budget over a period of hours, or years of machine use, as determined by you. The price is maintained for the duration of the agreement and includes all parts, lubricants, labour and travel to maximise your machine performance.

JCB Sure Price Service (pay as you go) includes all genuine JCB lubricants, filters, greases and other parts and is carried out as you require it. The all-inclusive price also covers labour, 100 point check and any travel. Service intervals are hours based (usually every 500 hours) and no prior agreement is required; simply advise your dealer when the machine reaches the recommended service interval for great value for money.

JCB Machinery Protection Plan protects you against any unexpected failure for up to 2, 3, 4 or 5 years or up to 10,000 hours depending on machine type. You can take up a Machinery Protection Plan at any time during the first three months of ownership, and the package is transferable on the initial machine sale. Coverage options are 500, 1000, 1500 or 2000 hours per year (model dependent).

JCB Driveline Protection Plan – sign up to a Service Agreement on Backhoe or Loadall mechanical transmission machines and get FREE Driveline Protection for every 1,000 hours you commit to (covers Engine, Transmission and Axle).

For the full terms and conditions of the above programmes please speak to your local dealer.



A few words about JCB

A groundbreaking, world class family business with a commitment to supporting our customers and protecting the environment



A family company on a global scale. JCB is no ordinary company. From the dreams of one man, Joseph Cyril Bamford, we have grown into the world's largest privately owned construction equipment company. Since 1945, the same attention to detail, passion for progress and family spirit has taken us from strength to strength.

Nowadays JCB operates across five continents, manufacturing at 18 factories in the UK, Brazil, Germany, China, North America and India. With 1,500 dealer depots selling and supporting our products in over 150 countries, we are the global market leader for backhoe loaders and telescopic handlers.

A history of world-class innovation. Our business has always been driven by innovation, using only the most advanced technology, meticulous design, precision engineering and rigorous testing. Evidence of this commitment to innovation is illustrated in our revolutionary JCB Dieselmix engine. Having grabbed the headlines when it smashed the world diesel land speed record at 350.092mph, it is now providing our customers with tomorrow's performance today.



Doing things more efficiently, more sustainably. Since 2007 we have reduced our carbon emissions by 20%. We are continually working to further reduce the carbon footprint of our operations and, in partnership with our suppliers, our whole supply chain. We are also committed to designing our products to be sustainable during manufacturing, over the life of the machine and through end-of-life recycling. Our new Eco machines, for example, offer significant fuel and carbon savings; an average of 16% on the Eco backhoes and 22% on the 8085 Eco.



The best back-up in the business

Whether we're providing you with support, parts or finance, we aim for 100% satisfaction. It's all part of our promise to put you, the customer, first



Wherever you are, we are. Our mission to provide world-class support and deliver 100% satisfaction reaches into more than 1,500 dealer depots, spanning 150 countries across five continents. The aim? To bring you global expertise at a local level. We truly believe no other manufacturer does more to understand the subtle differences between one region of the world and another. It's a degree of attention that we maintain at every level of the company and an assurance to our customers that wherever they are in the world, JCB will fulfil their needs.

Trust the genuine article. At the heart of the support network is our impressive World Parts Centre, a state-of-the-art facility operating 24/7 to dispatch more than a million genuine parts and attachments every week to our dealers and international distribution centres. Because we understand the need to minimise downtime, we utilise the latest logistics and warehouse management systems and have committed to an 'Anywhere in 24 hours' strategy.

Keeping you up and running. Just as important as genuine JCB parts are the people who fit and maintain them. Our JCB-trained technicians in all of those 1,500-plus dealer depots provide excellent, expert customer care, whether it's routine servicing or something more urgent. If there is an emergency breakdown situation, we need to act fast. This is why all our dealers operate their own fleets of support vehicles, enabling parts to be delivered quickly and fitted expertly, and fulfilling our promise to keep our customers working.

Maximising earning potential. We grow as our customers grow. That's why, at JCB, we are committed to offering expert financial advice and support to help customers maximise their earning potential.

Finance options* are available for new and used machinery, all part of our dedication to helping customers preserve their working capital while spreading costs in the most effective and tax-efficient way.

And as well as financial help, we are also happy to offer JCB Insurance.* We specialise in construction and industrial insurance and in offering Insurance Premium Finance facilities.

** Please check individual countries for available services.*





JCB Sales Limited, Rocester, Staffordshire, United Kingdom ST14 5JP. Tel: +44 (0)1889 590312. Fax: +44 (0)1889 590588.

Download the very latest information on this product range at: www.jcb.com

©2009 JCB Sales. All rights reserved. No part of this publication may be reproduced, stored in a retrieval system, or transmitted in any form or by any other means, electronic, mechanical, photocopying or otherwise, without prior permission from JCB Sales. JCB reserves the right to change specifications without notice. Illustrations and specifications shown may include optional equipment and accessories. The JCB logo is a registered trademark of J C Bamford Excavators Ltd.

